


MERCURY

Leadership through innovation

Pneumatic Valves



Mercury Pneumatics Pvt. Ltd.

C-105, Ansa Industrial Estate, Saki Vihar Road, Mumbai - 400 072 (India)

Tel.: (+91) 22-40151020

E-mail : contactus@mercuryindia.net

Website : www.mercuryindia.net


Direct Acting Solenoid Valves



Series M15, 3/2 Micro Solenoid Valves
 Series M22, 2/2 & 3/2 N.O. & N.C. Mini Solenoid Valves
 Series M32, 2/2 & 3/2 N.O. & N.C. Standard Solenoid Valves

Series	M15	M22	M32
Type	3/2 Normally Closed	2/2 & 3/2 Normally Closed & Normally Open	
Port Size	M5	G1/8" & G1/4"	G1/8" & G1/4"
Orifice	Ø1.00mm	Ø1.10mm	Ø1.50mm
Pressure Range	0 to 10 bar		
Media	Filtered (40µ) Compressed Air		
Flow (NLPM) @ 5 bar	21	25	65
Voltage (±10%)	24 VDC & 230 VAC	12 & 24 VDC 24, 48, 110 & 230 VAC	6, 12 & 24 VDC ; 12, 24, 42, 110, 230 & 440 VAC
Power	DC-2.5W; AC-3VA Hold; 5.5VA Pickup	DC-3W; AC-5VA Hold; 7.5VA Pickup	DC-7.5W; AC-9VA Hold; 18VA Pickup
Duty Cycle	Continuous		
Connector	3 Pin Pg7	3 Pin Pg9	
Protection	Black Standard, Illuminated on Request IP65		

Spool Type Solenoid Valves



Series 'MS' Mini Solenoid Valves
 Series 'NS' Standard Solenoid Valves

Series	MS			NS			
Type	3/2 & 5/2 Solenoid - Spring & 5/2 & 5/3 Solenoid - Solenoid			3/2 & 5/2 Solenoid - Spring & 5/2 & 5/3 Solenoid - Solenoid			
Port Size	G1/8"	G1/4"	G1/2"	G1/8"	G1/4"	G1/2"	G3/4"
Orifice	Ø3.5mm	Ø6.0mm	Ø12.5mm	Ø4.0mm	Ø6.5mm	Ø12.5mm	Ø19.0mm
Pressure Range	2.5 to 9 bar			2.5 to 10 bar			
Media	Filtered (40µ) & Lubricated Compressed Air						
Flow (NLPM) @ 5 bar	300	1100	3000	300	1100	3000	6500
Voltage (±10%)	24 VDC & 230 VAC			12 & 24 VDC ; 24, 48, 110 & 230 VAC			
Power	DC-2.5W; AC-3VA Hold; 5.5VA Pickup			DC-3W; AC-5VA Hold; 7.5VA Pickup			
Duty Cycle	Continuous						
Connector	3 Pin Pg9, Black Standard, Illuminated on Request						
Protection	IP65						


Poppet Type Solenoid Valves



Series 'NP' Standard Solenoid Valves

Type	2/2 N.C. & N.O. ; 3/2 N.C. & N.O. ; 5/2 Solenoid - Spring & 5/2 Solenoid - Solenoid		
Port Size	G1/4"	G1/2"	G3/4"
Orifice	Ø7.0mm	Ø13.0mm	Ø19.0mm
Pressure Range	2.5 to 10 bar		
Media	Filtered (40µ) & Lubricated Compressed Air		
Flow (NLPM) @ 5 bar	1300	3600	8000
Voltage (±10%)	12 & 24 VDC ; 24, 48, 110 & 230 VAC		
Power	DC-3W ; AC-5VA Hold ; 7.5VA Pickup		
Duty Cycle	Continuous		
Connector	3 Pin Pg9, Black Standard, Illuminated on Request		
Protection	IP65		

Pneumatic Actuated Valves




Series 'S' Standard Valves

Type	3/2 N.C. & N.O. ; 5/2 Pilot - Spring ; 5/2 & 5/3 Pilot - Pilot		
Port Size	G1/8"	G1/4"	G1/2"
Orifice	Ø4.0mm	Ø6.5mm	Ø12.5mm
Pressure Range	2.5 to 10 bar		
Media	Filtered (40µ) & Lubricated Compressed Air		
Flow (NLPM) @ 5 bar	300	1100	3000

Manually and Mechanically Actuated Valves


Series 'S' 3/2, 5/2 & 5/3 Standard Valves

Port Size	G1/8"	G1/4"	G1/2"
Valve Type	Plunger - Spring Push Button - Spring Palm Button - Spring Roller Lever - Spring Selector Knob Key Operated	Palm Button - Spring Palm Button - Detent Foot Pedal - Spring Hand Lever - Spring Hand Lever - Detent Direct Roller - Spring Disc Rotary - Lever Disc Rotary - Selector Knob Hand Slide Valve	Palm Button - Spring Palm Button - Detent Hand Lever - Spring Hand Lever - Detent Hand Slide Valve
Orifice	Ø4.0mm	Ø6.5mm	Ø12.5mm
Pressure Range	0 to 10 bar		
Media	Filtered (40µ) & Lubricated Compressed Air		
Flow (NLPM) @ 5 bar	300	1100	3000




Flow & Pressure Control Valves

Port Size	G1/8"	G1/4"	G1/2"	G3/4"
Valve Type	Straight Flow Control Elbow Flow Control Shuttle Silencer	Quick Exhaust Shuttle Straight Flow Control Elbow Flow Control Non-Return Pressure Regulator Silencer	Quick Exhaust Straight Flow Control Elbow Flow Control Non-Return Pressure Regulator Silencer	Quick Exhaust Straight Flow Control Non-Return
Orifice	Ø4.0mm	Ø6.5mm	Ø12.5mm	Ø19.00mm
Pressure Range	1 to 10 bar			
Media	Filtered (40µ) & Lubricated Compressed Air			
Flow (NLPM) @ 5 bar	300	1100	3000	7500



Valves for "PET Moulding"

Valve Type	Model No. & Size		
	G1/2"	G3/4"	G1"
3/2 High Pressure Blow Solenoid Valve	NP314H	-	-
3/2 Dual Pressure Blow Solenoid Valve	NP314D	-	-
2/2 Cushion Solenoid Valve	-	NP215C	NP216C
High Pressure Regulator	RH4	-	-



3/2 Dual Safety Solenoid Valve for Mechanical Presses, Shears etc.



Type	3/2 Normally Closed with Switch Reactor
Design	Poppet Type
Port Size	G3/4" BSP
Orifice	Ø19.0mm for Inlet & Ø24.0mm for Exh
Media	Filtered (40µ) & Lubricated Compressed Air
Pressure Range	3.5 to 9 bar
Flow (NLPM) @ 5 bar	7000
Voltage (±10%)	6, 12 & 24 VDC ; 12, 24, 42, 110, 230 & 440 VAC
Power	DC-7.5W; AC-9VA Hold; 18VA Pickup
Duty Cycle	Continuous
Connector	3 Pin Pg9, Black Standard, Illuminated on Request
Limit Switch	Heavy Duty 10A @ 230 VAC

Automatic Drain Valves



ADV



ADVH

Model	ADV	ADVH
Type	2/2 Normally Closed Direct Acting	2/2 Normally Closed External Pilot Operated
Port Size	G1/4"	G1/2"
Orifice	Ø3.0mm	Ø13.0mm
Media	Mixture of Air & Water	
Pressure Range	0 to 12 bar	Main Line 2 to 20 bar Pilot Line 3 to 8 bar
Voltage (±20%)	230 VAC	
Power	9VA Hold; 18VA Pickup	
Duty Cycle	Continuous	
Connector	3 Pin Pg9, Black Standard, Illuminated on Request	
OFF Time	Adjustable 10 to 60 min	
ON Time	Adjustable 0.2 to 5 sec	

Timer Operated Solenoids



M22 COIL



M32 COIL

Type	Timing Range	Function
ON Delay	0.3 to 5 sec 0.6 to 10 sec	The solenoid is energised after the set time interval and remains energised till input signal is removed.
OFF Delay	0.6 to 10 sec	The solenoid is energised immediately and is de energised after the set time interval. The timer resets when input signal is removed.
Cyclic	0.6 to 10 sec	The solenoid is energised and de energised continuously, as long as power is supplied. On input signal the solenoid comes "ON" first.

Special Valves for OEM'S





Tyre Inflation Valve



Valve - Cylinder Combinations



Valves for Pneumatic Hoists



Single & Dual Flow Valves for Liquid Dispensing Systems

"MERCURY" has the expertise and R&D facility to develop special valves, especially as import substitutes.